



Designing control systems for the future...



**reddot design award  
winner 2013**

ARCODE

Winner of the 2013 Red Dot Design Award,  
"Product Design Category"



**2012  
Good Design Award**

ARCODE

Winner of the 2012 Design Turkey Award

**ARCODE, a new way of lift control,**


- 1- Instead of wiring multiple units such as VVVF inverter, controller and evacuation system, ARCODE presents simple integrated system in a single package. ARCODE reduces the time involved in installation and maintenance.
- 2- ARCODE integrated solution does not require additional wiring and provides full synchronization between all units.
- 3- Thanks to its programming tool AREM, the system becomes user-friendly where parameters set up are so simple and easy. AREM enables the system monitoring from any point on CANbus and user intervention when necessary.
- 4- Smaller cabinet dimensions are possible thanks to innovative compact design.
- 5- With "Direct Landing" feature, ARCODE :
  - \* Shortens travel time with removal of the creeping distance by dynamic calculation of the travel curve.
  - \* Provides easy setup by automatic detection of the deceleration point.
  - \* Does not require any additional settings for short floor travel or high speed applications.

ARCODE is an integrated lift control unit which combines VVVF inverter, control board and evacuation system in a single package.



**AREM Programming Tool for ARCODE**

- \* Back-up and parameter transfers via SD Card
- \* 3 different accessibility levels for specific needs (guest, maintenance, expert)
- \* One AREM can be used with several ARCODEs
- \* Firmware update of all CANbus units without PC
- \* Easy access to system from any point on CANbus
- \* User-friendly color TFT display



Information on car position, door status, car commands and landing calls

Parameter settings

Current and speed curve monitoring

Multiple language support

Input/Output status report

Main menu

Settings

**Applications:**

- \* Compatibility with Gearless or Geared machine
- \* Machine room or Machine Roomless (MRL)
- \* 64 floors
- \* 4 m/s speed
- \* 8 lifts group operation

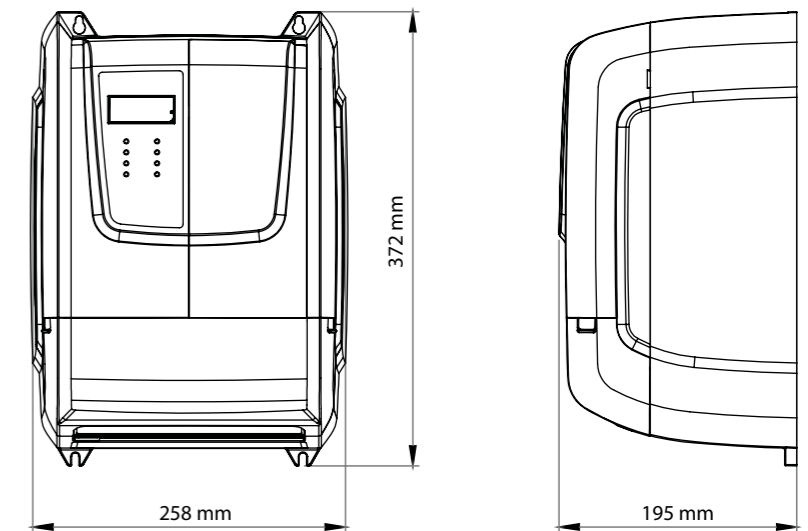
**Features:**

- Wiring:
  - \* Serial CANbus communication with car top and car panel
  - \* Conventional (up to 16 floors) or serial CANbus communication with landing panels
- Car positioning with motor encoder
- Independently operated 2 car entrances
- Evacuation operation:
  - \* By using a monophase 220VAC UPS or battery
  - \* To the nearest or specific floor
- Incremental encoder (5V TTL or 10-30V HTL) or absolute encoder (EnDat, SSI, SinCos or BISS) options
- Automatic auto-tuning, shaft learning and control gain calculation
- Rollback prevention at start through pre-torque and anti-rollback functions
- Re-levelling and door pre-opening
- High stopping accuracy
- Programmable inputs-outputs in all peripheral units

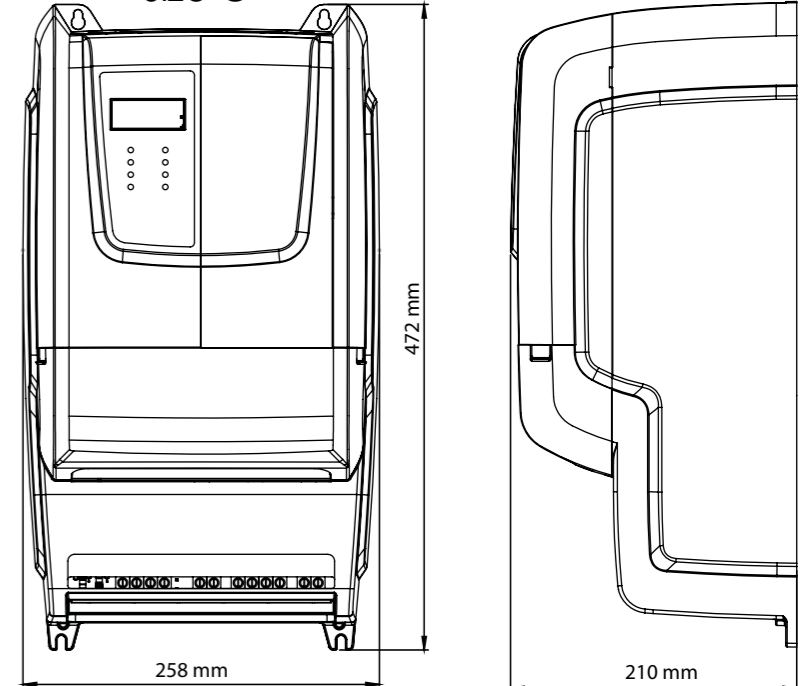
**ARCODE Range**

Model	Nominal Output Current	Size
4B14A	14 A	Size B
4B17A	17 A	Size B
4B26A	26 A	Size B
4B35A	35 A	Size C
4B50A	50 A	Size C

Size B



Size C



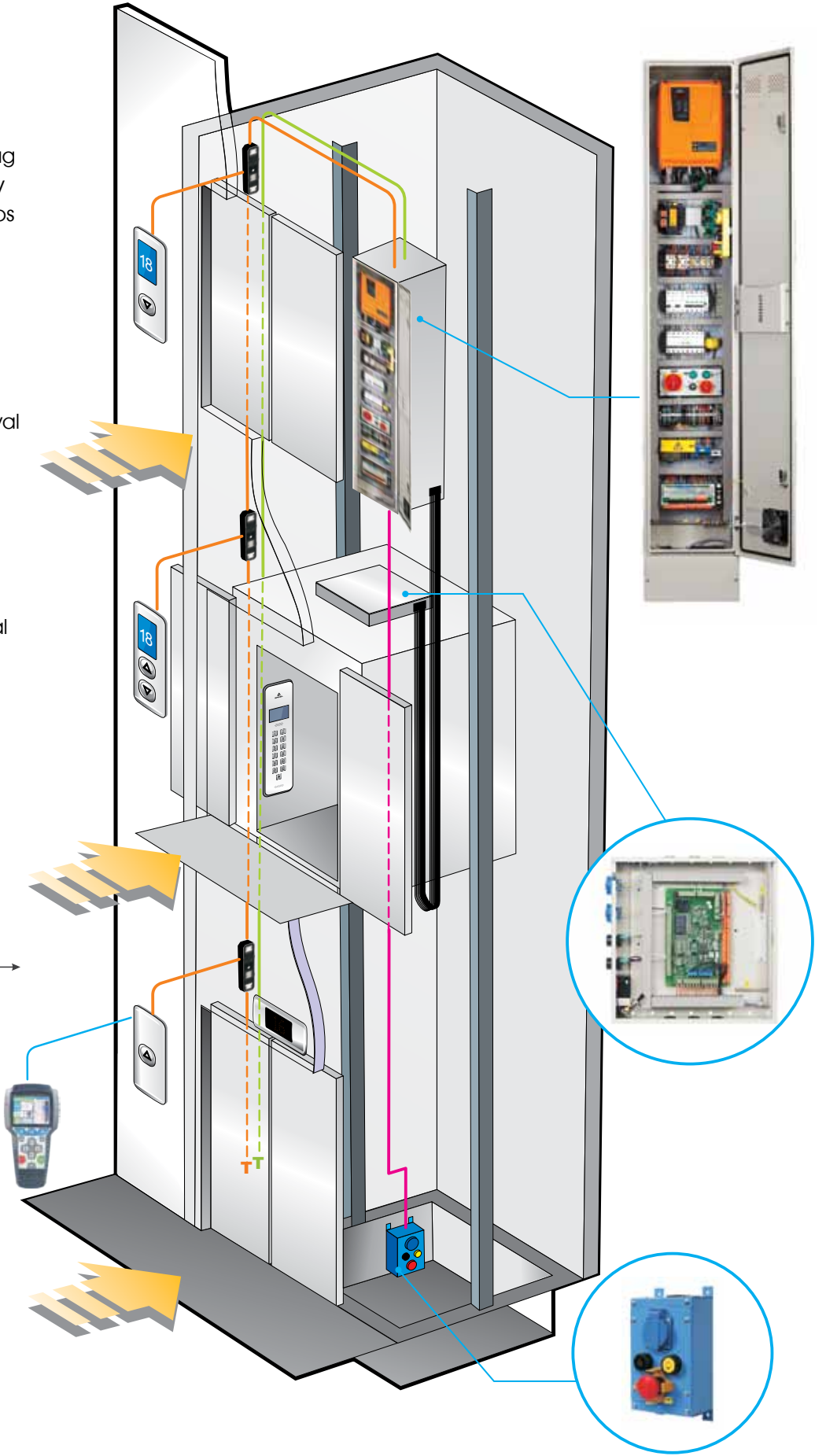
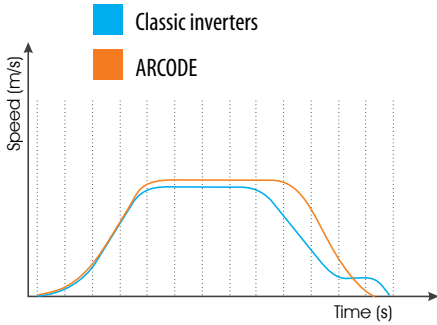
## Plug & Play Connections:

ARCODE with its CANbus serial Plug & Play connections provides easy installation. Also, ready wiring helps to save on labor costs.

## Direct Landing:

With "Direct Landing" feature, ARCODE:

- \* Shortens travel time with removal of the creeping distance by dynamic calculation of the travel curve.
- \* Provides easy setup by automatic detection of the deceleration point.
- \* Does not require any additional settings for short floor travel or high speed applications.



reddot design award  
winner 2013

2012  
Good Design Award

